

# NORTHWEST COAST DESIGN BASIC'S

## REFERENCE MATERIAL:

NORTHWEST COAST INDIAN ART

AN ANALYSIS OF FORM

By BILL HOLM

LOOKING AT INDIAN ART OF THE

NORTHWEST COAST

By HILARY STEWART

INSTRUCTOR HANDOUTS

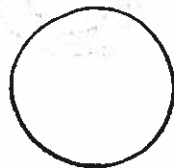
NORTHWEST COAST INDIAN ART IS COMPOSED OF THE FOLLOWING SHAPES; AND VARIATIONS OF SAID SHAPES.




OVOIDS



U-SHAPES



CIRCLES



S-SHAPE



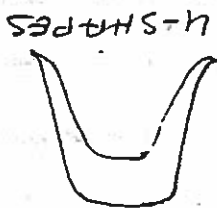
L-SHAPE

A FEW SIMPLE VARIATIONS OF SAID SHAPES

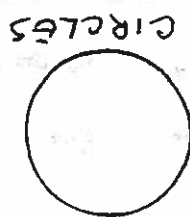
ARE AS FOLLOWS:




OVOIDS



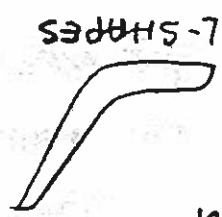
U-SHAPES



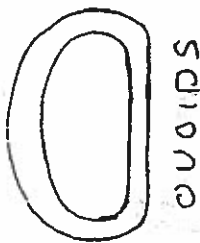
CIRCLES



S-SHAPES



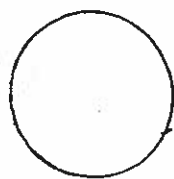
L-SHAPES



OVOIDS




U-SHAPES



CIRCLES




S-SHAPES



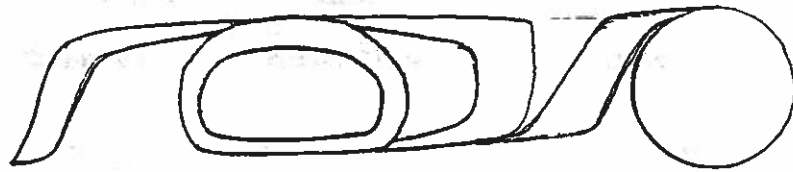
L-SHAPES

# NORTHWEST COAST DESIGN BASICS

ONCE REALIZING THE SIMPLICITY OF MAKING VARIATIONS, A WHOLE NEW WORLD OPENS UP. BUT THERE IS A RIGHT WAY AND A WRONG WAY TO PUT THE SHAPES TOGETHER. IN THE FOLLOWING EXAMPLES FIRST, THE WRONG WAY AND THEN THE RIGHT WAY

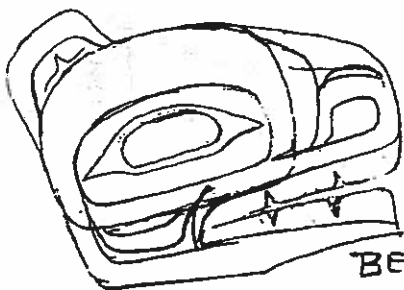


WRONG

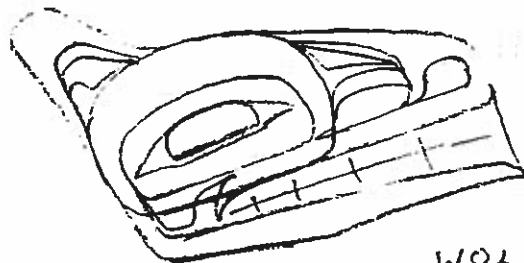


RIGHT

WITH THAT SIMPLE EXERCISE OUT OF THE WAY THE NEXT STEP IS THE HEADS OF THE ANIMALS, SEA MAMMALS, FISH AND BIRDS COMMONLY USED IN NORTHWEST COAST ART

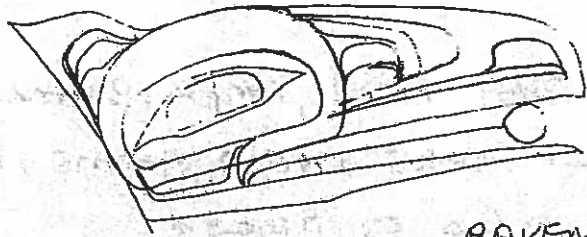


BEAR

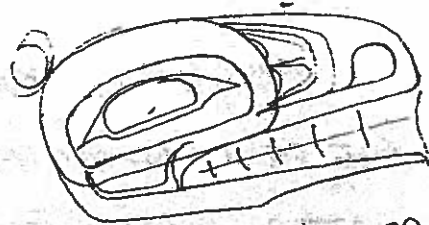


WOLF

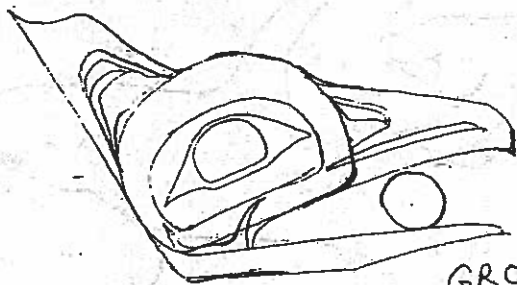
NORTHWEST COAST DESIGN BASIC'S  
HEADS CONT'D




RAVEN



KILLERWHALE



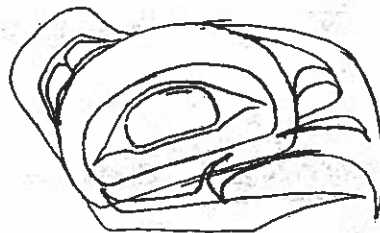
GROUSE



SALMON



OWL

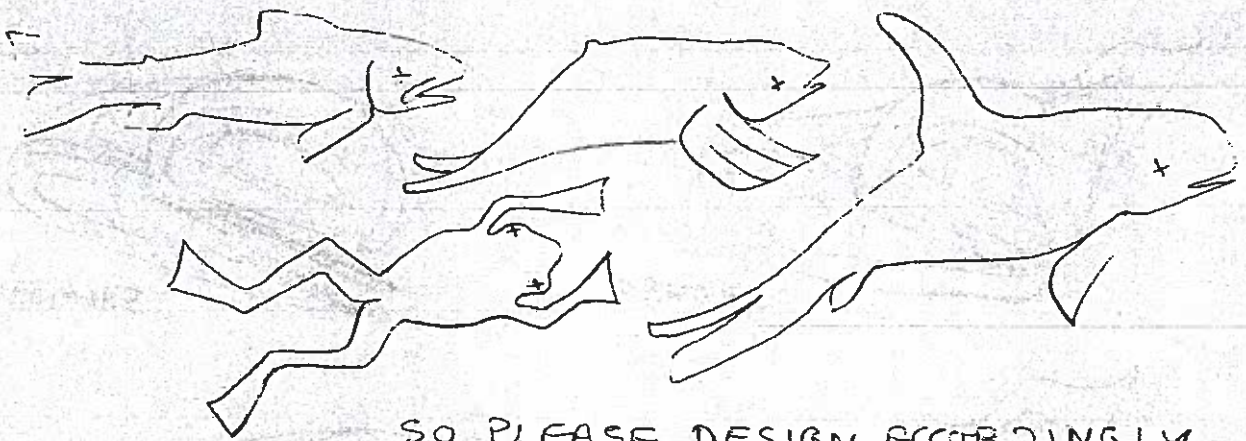


EAGLE

THE ABOVE HEAD DESIGNS ARE NOT THE ONLY DESIGNS USED, THEY ARE ONLY REPRESENTATIVE, AND THEY ARE NOT THE ONLY STYLE USED TO DEPICT THE NAMED ANIMAL, SEA MAMMAL OR FISH OR BIRD. AFTER DOING LARGER COPIES OF THE ABOVE HEADS AND ATTEMPTING SOME DIFFERENT ONES IN THE DRAWING PAD, IT IS TIME TO CONSIDER THE BODY AND BODY PARTS


## NORTHWEST COAST DESIGN BASICS BODIES AND BODY PARTS

EVERYBODY KNOWS THAT FISH, AMPHIBIANS  
AND THE FEW MAMMALS THAT MAKE THEIR HOME IN  
THE WATER HAVE FINS AND/OR FLIPPERS



SO PLEASE DESIGN ACCORDINGLY

ANIMALS COME IN ALL SHAPES AND SIZES  
AS THE FOLLOWING ILLUSTRATIONS SHOW

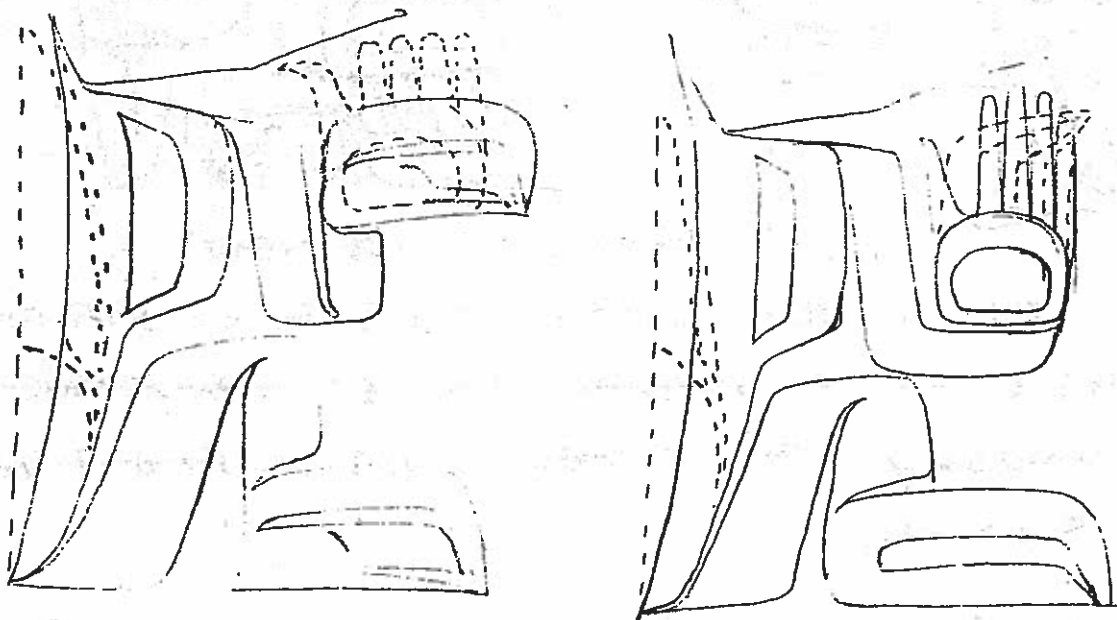


IT SHOULD BE NOTED THAT, THERE WAS NO SUCH  
THING AS A TWO WHEELED ANIMAL BACK IN THE  
GOOD OLD DAYS, SO NO REALLY OR READILY ACCEPTABLE  
DESIGN EVER EVOLVED. SO WE SHALL DISPENSE  
WITH THAT PARTICULAR ANIMAL AND CONCENTRATE  
ON THE FOUR-FOOTED ONES AND OF COURSE THE

NORTHWEST COAST DESIGN BASICS  
BODIES AND BODY PARTS  
CONT'D

THE HUMAN, WHICH EVERY ONE KNOWS HAS ONLY TWO LEGS.

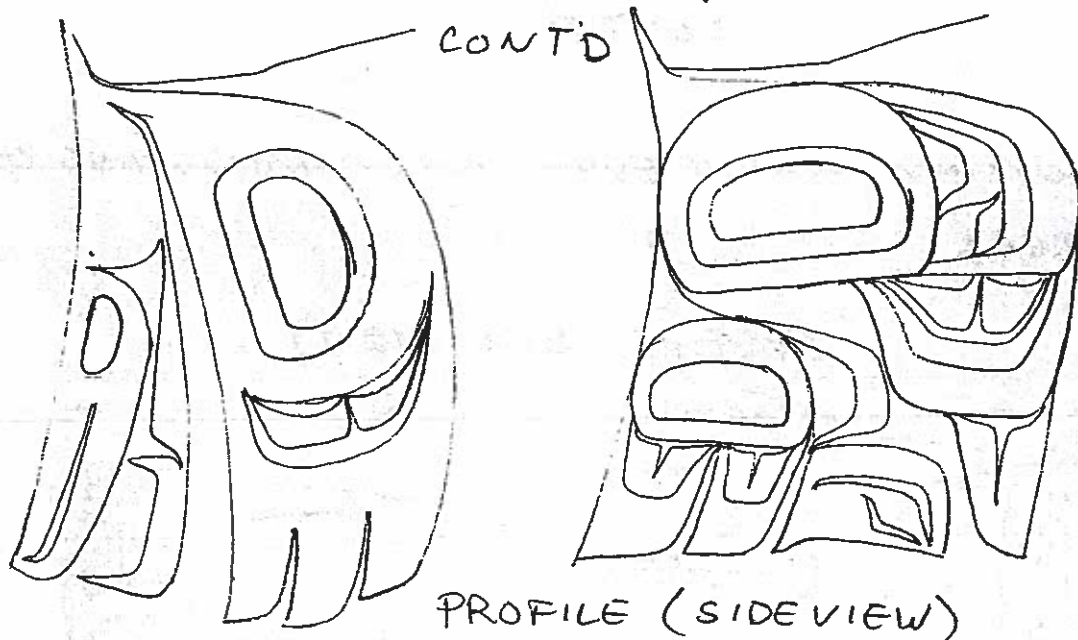
PROFILE (SIDE VIEW)



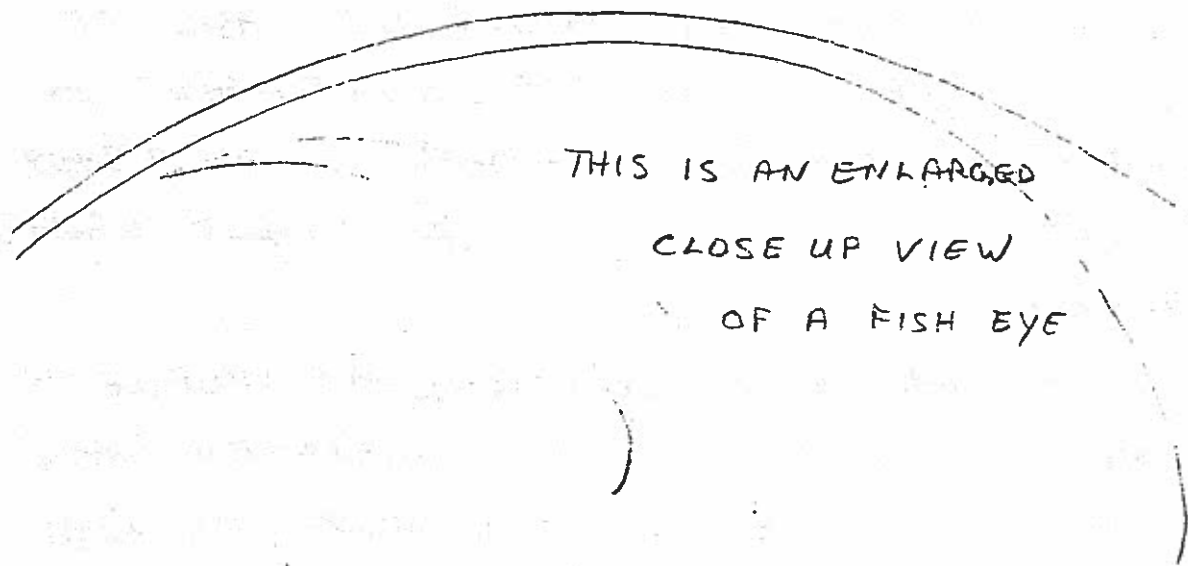
THE DASHED/DOTTED LINES INDICATE THE CHANGES THAT CAN AND SHOULD BE MADE SO AS TO BE ABLE TO USE THE BODY SHAPES ON DIFFERENT ANIMALS, WHETHER IT HAS A SHORT TAIL, LONG TAIL, NO TAIL OR HAS A HAND INSTEAD OF A FOOT.

THE ABOVE ILLUSTRATIONS ARE PROFILE OR SIDE VIEW, SO UNDER NO CIRCUMSTANCE SHOULD FOUR FEET/TWO FEET OR TWO HANDS BE USED

NORTHWEST COAST DESIGN BASIC'S  
BODIES AND BODY PARTS

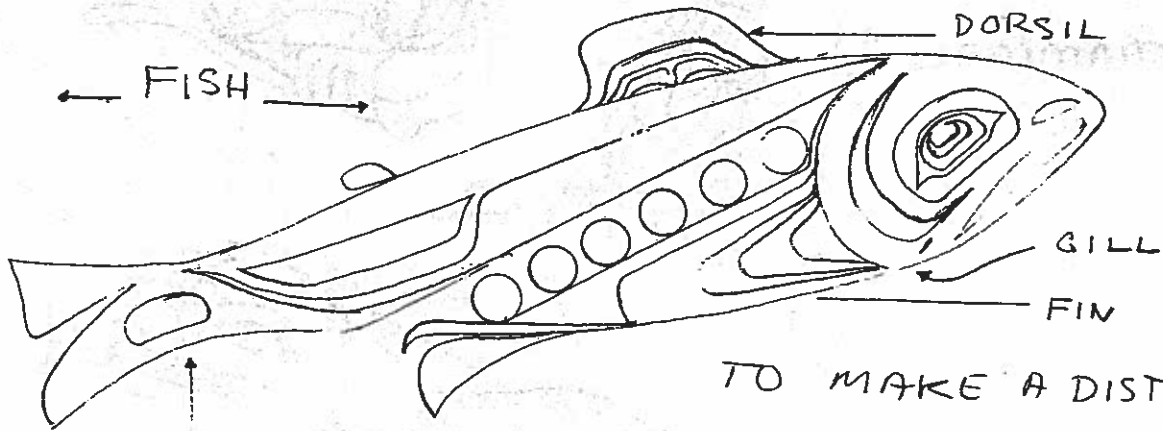


THE ABOVE ILLUSTRATIONS ARE IN PROFILE  
AND AS WITH THE ANIMAL BODIES MENTIONED  
PREVIOUSLY, THE OTHER WING AND FOOT ARE  
NOT SHOWN.



NORTHWEST COAST DESIGN BASICS  
BODIES AND BODY PARTS  
CONT'D

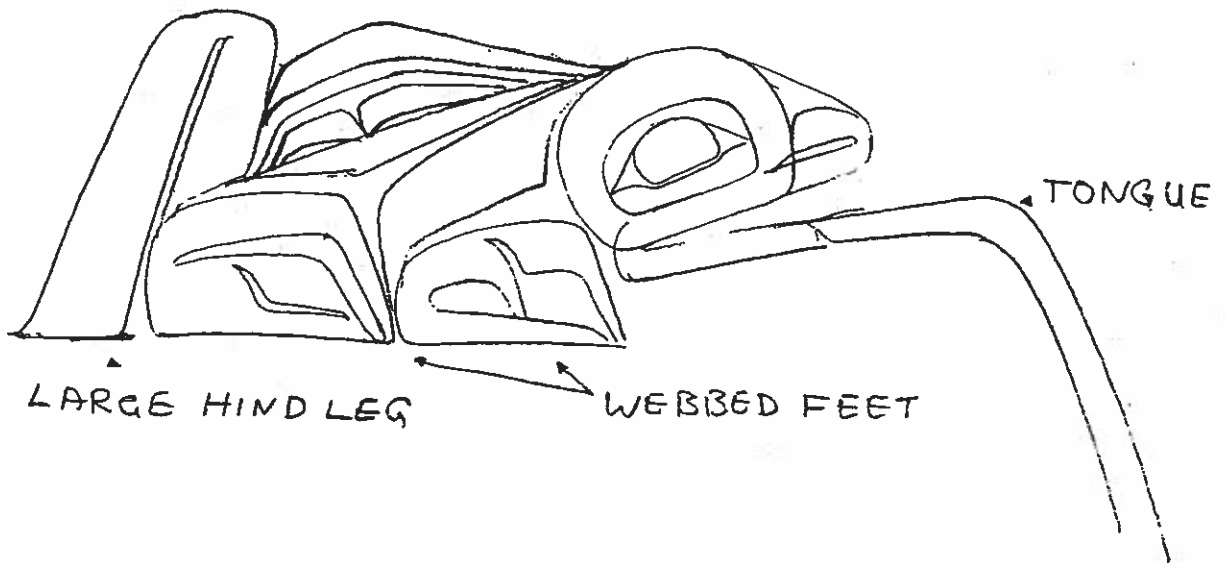
FISH, AMPHIBIANS, MAMMALS



TAIL

TO MAKE A DISTINCTION  
BETWEEN MALE AND FEMALE  
FISH, USE CIRCLES AS IN ILLUSTRATION  
TO INDICATE EGGS OR  
USE A SOLID OR THIN LINE  
BAR TO INDICATE SPERM

← AMPHIBIAN (FROG) →



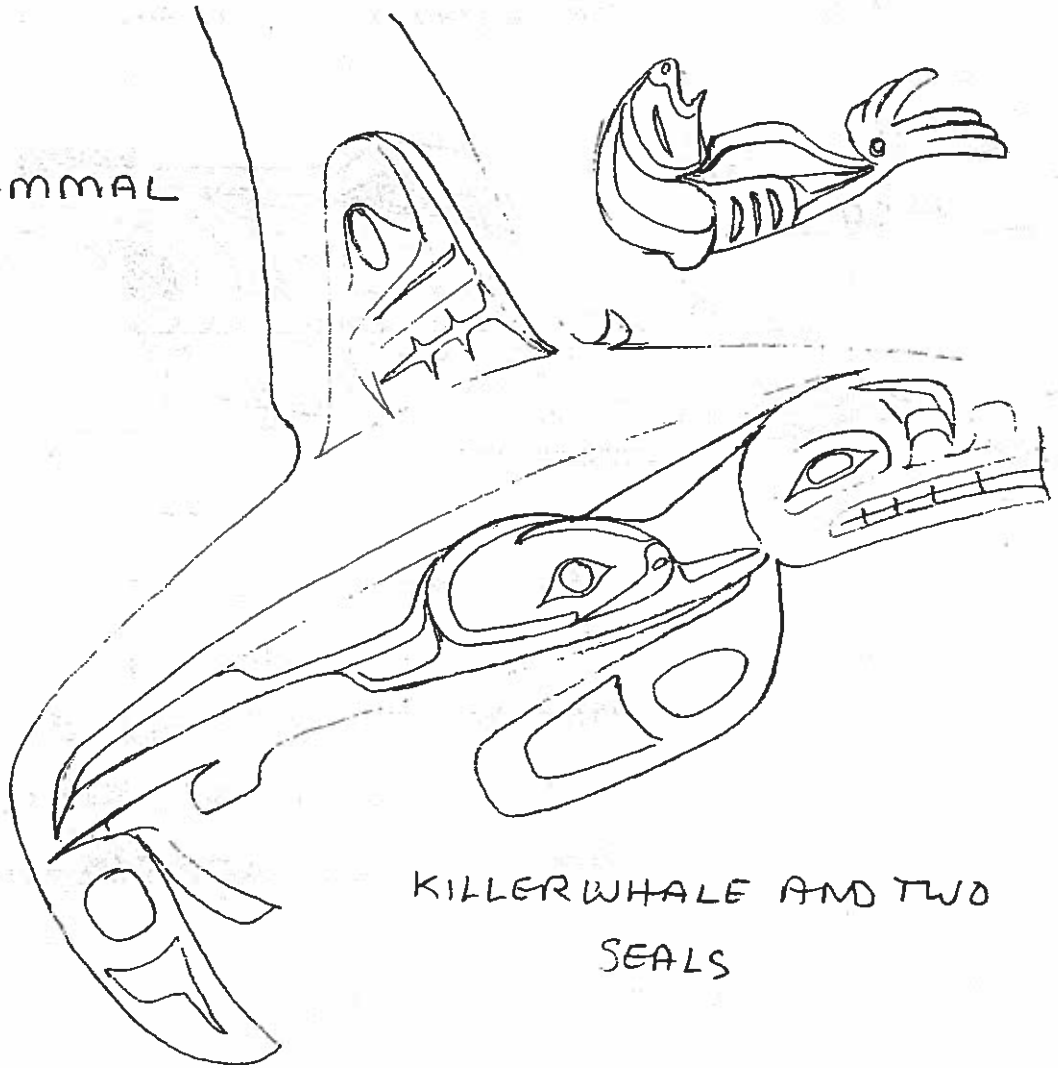
LARGE HIND LEG

WEBBED FEET

TONGUE

NORTHWEST COAST DESIGN BASICS  
BODIES AND BODY PARTS  
CONT'D

SEA MAMMAL



KILLER WHALE AND TWO  
SEALS



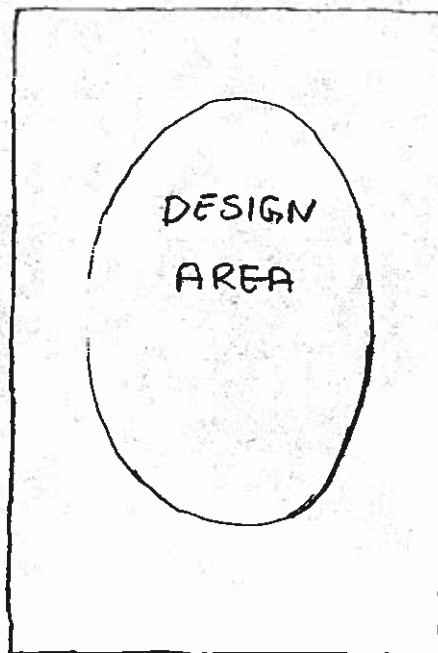




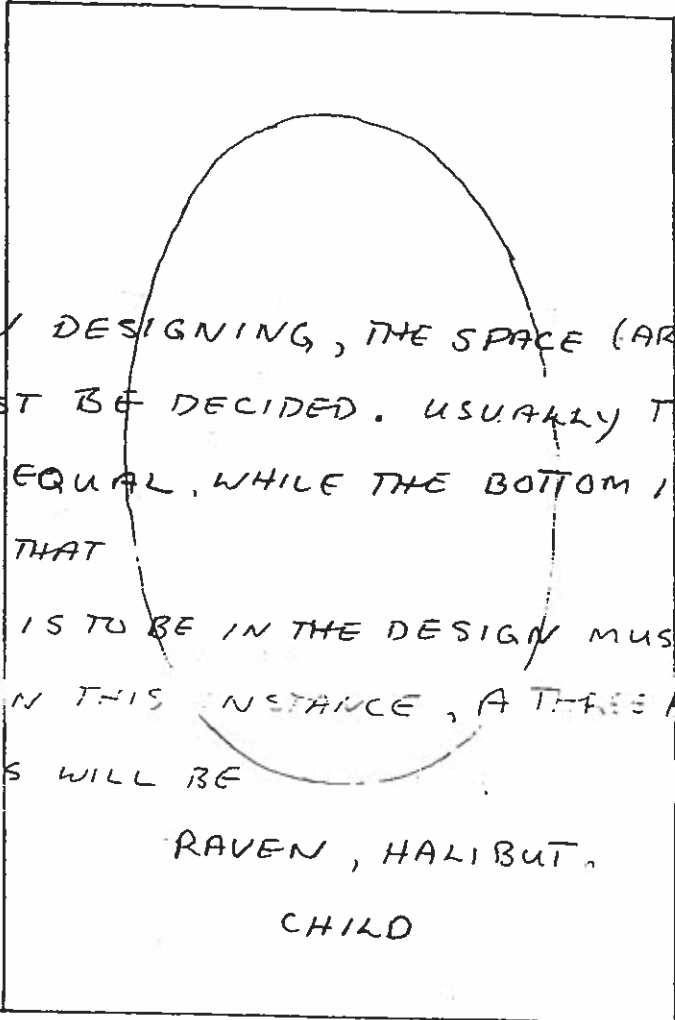


THE COLOURS USED IN OUR AREA ARE BLACK, RED AND BLUE GREEN (COPPER OXIDE). IN THE PAST BLACK WAS DERIVED FROM CHARCOAL, RED FROM SALMON EGGS CHEWED WITH CEDAR BARK, THE BLUE-GREEN FROM COPPER. TODAY ACRYLIC PAINTS ARE USED. THIS PAINT IS PLASTIC BASED AND WATER SOLUABLE UNTIL DRY.

IN USING THESE COLORS, BALANCE IS VERY IMPORTANT. BALANCE SHOULD BE CONSIDERED IN CONJUNCTION WITH COMPOSITION.



# DESIGNING

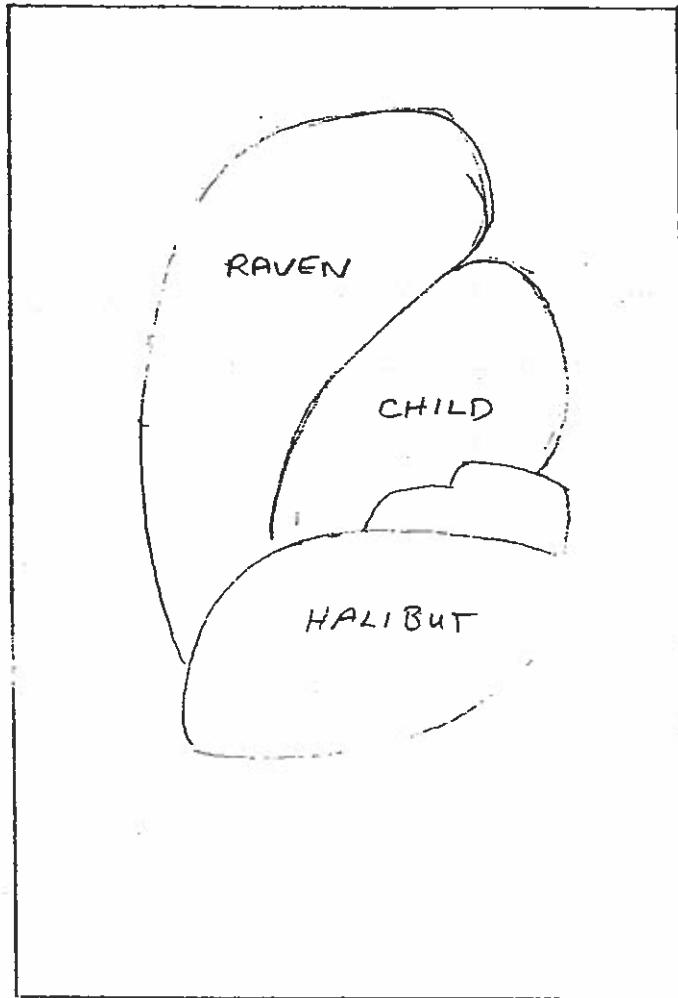


WHEN DESIGNING, THE SPACE (AREA) FOR THE DESIGN MUST BE DECIDED. USUALLY THE TOP AND SIDES ARE EQUAL, WHILE THE BOTTOM IS ONE AND ONE HALF TIMES THAT

WHAT IS TO BE IN THE DESIGN MUST ALSO BE DECIDED. IN THIS INSTANCE, A THREE FIGURE DESIGN, THE FIGURES WILL BE

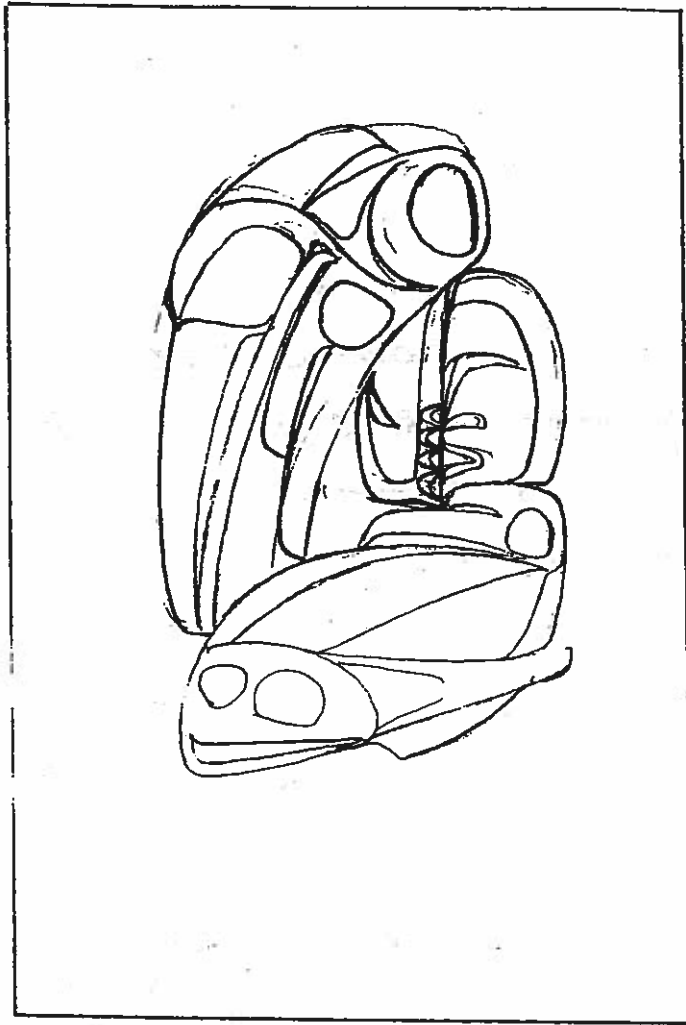
RAVEN, HALIBUT,

CHILD



RAVEN HALIBUT  
CHILD

AREA AND FIGURES HAVE BEEN DECIDED  
PLACEMENT IS NOW THE ISSUE



AFTER DECIDING ON WHERE THINGS WILL BE  
ROUGHING IN IS THE NEXT STEP. AT THIS STAGE IT  
SHOULD BE DECIDED IF THIS IS THE EFFECT THAT  
WAS WANTED. NOW IS THE TIME TO EITHER CONTINUE  
OR START OVER WITH A DIFFERENT APPROACH.:

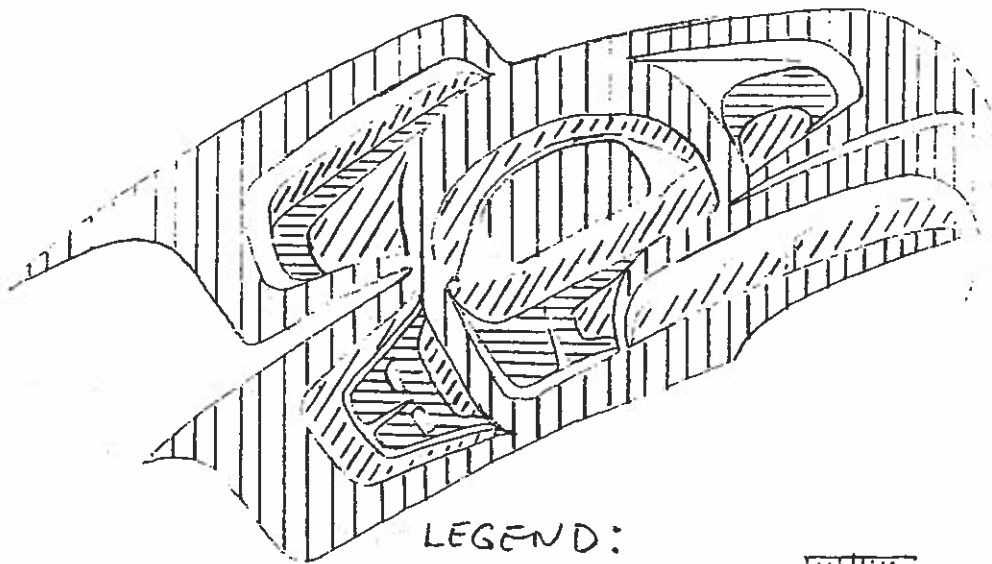
# COLOR AND HOW TO USE THEM

COLOURS: BLACK




RED

BLUE GREEN

ON TRADITIONAL DESIGN BLACK AND RED ARE INTERCHANGABLE AS THE PRIMARY COLOR WHILE THE BLUE GREEN REMAINS AS TERTIARY (THIRD). THE PRIMARY IS USED FOR THE MAIN FIGURE, THE SECONDARY FOR THE DESIGN FILLER ELEMENTS. THE TERTIARY (THIRD) IS USED SPARINGLY BETWEEN PRIMARY AND SECONDARY ELEMENTS



LEGEND:

VERTICAL LINES		PRIMARY
HORIZONTAL LINES		SECONDARY
DIAGONAL LINES		TERTIARY

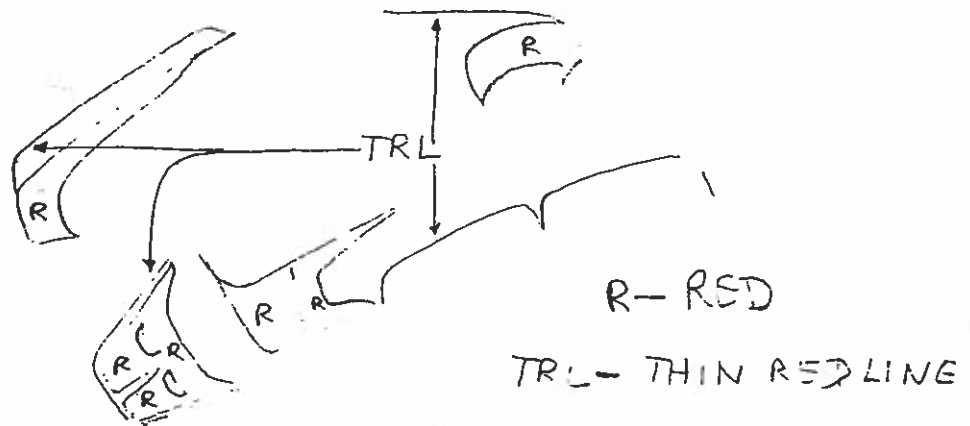
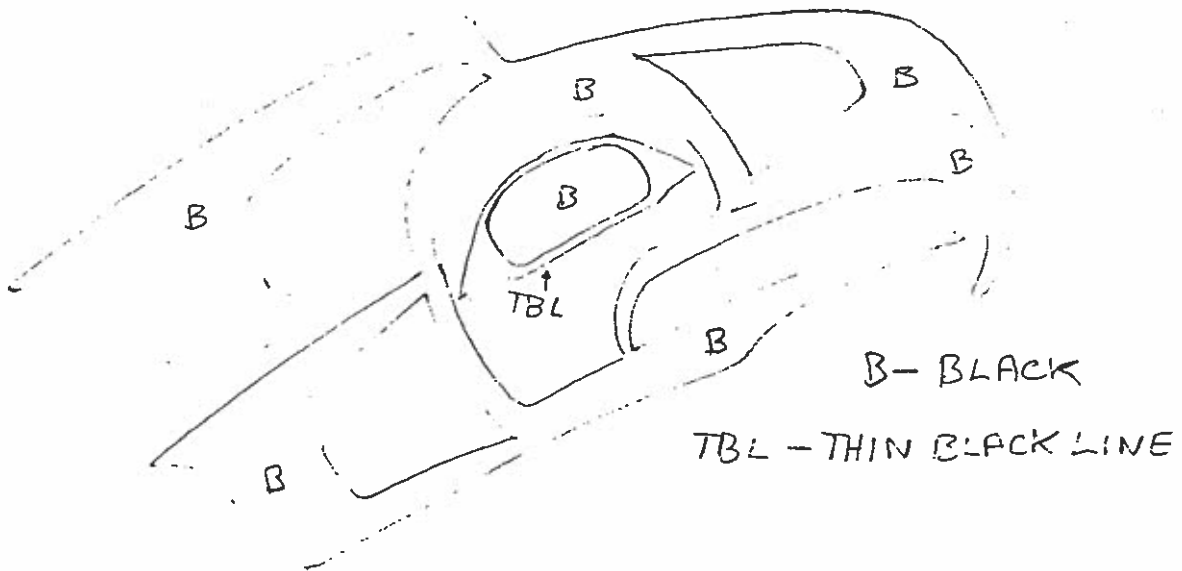


COLORS AND HOW TO USE THEM  
CONT'D

COLORS:

BLACK, RED, BLUEGREEN

BLACK USED AS PRIMARY



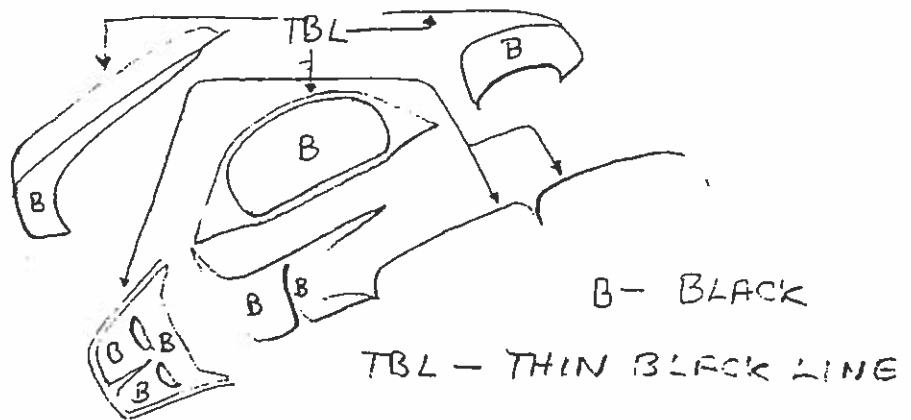
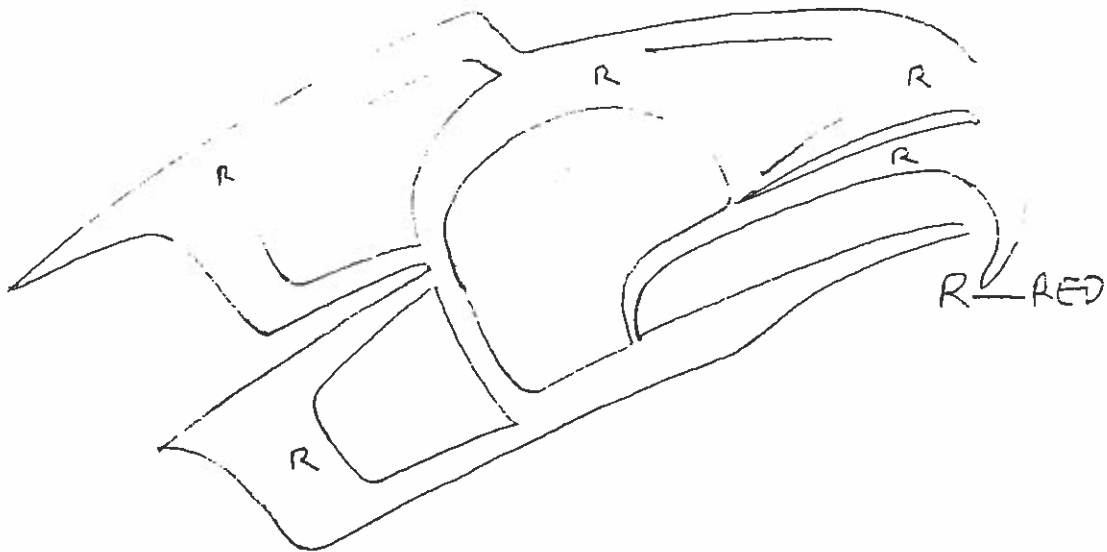
THE PR... , WHETHER IT'S BLACK OR  
RED DEFINES 'ELEMENTS' THE HEAD, WING,  
HEAD, BODY, WING, LEG, ARM

COLOR AND HOW TO USE THEM  
CONT'D

COLOURS :

BLACK, RED, BLUE GREEN

RED AS PRIMARY



WHEN USING RED AS PRIMARY ALL INNER  
OVIDS REMAIN BLACK. THERE ARE EXCEPTIONS  
BUT THEY ARE FEW AND FAR BETWEEN. THE USE  
OF RED INNER OVIDS WILL BE LEFT TO ARTISTIC  
EXPRESSION, DISCRETION, WHATEVER

# COLOUR AND HOW TO USE THEM CONT'D

COLORS :

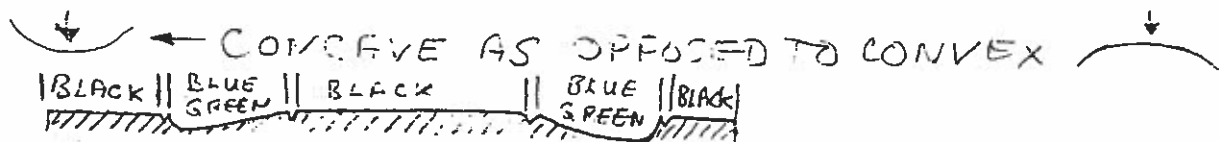
BLACK, RED, BLUEGREEN

BLUEGREEN AS TERTIARY (THIRD)

BLUEGREEN AS IN COPPER OXIDE

LOOKING AT A PENNY (1¢) THAT HAS NOT BEEN USED FOR AWHILE THE WHOLE RANGE OF BLUEGREEN IN USE TODAY CAN BE SEEN, FROM A VERY LIGHT PASTEL GREEN TO A VERY DARK MID-NIGHT BLUE. ARTIST EXPRESSION / DISCRETION / WHAT-EVER IS ADVISED.

THIS TERTIARY COLOR, IN TRADITIONAL WORK IS USED SPARINGLY AND MOSTLY ON CARVINGS, VERY RARELY ON TWO DIMENSIONAL WORK. IT IS USED IN SUCH A WAY AS TO NOT HAVE CONTACT WITH THE OTHER COLOURS. BECAUSE OF THIS SPACE WHERE IT CAN BE USED IS LIMITED, WHICH IS USUALLY IN CONCAVE AREAS



CROSS SECTION OF CARVED

OVOID

↑  
BLUE GREEN HERE

↑  
NOT HERE

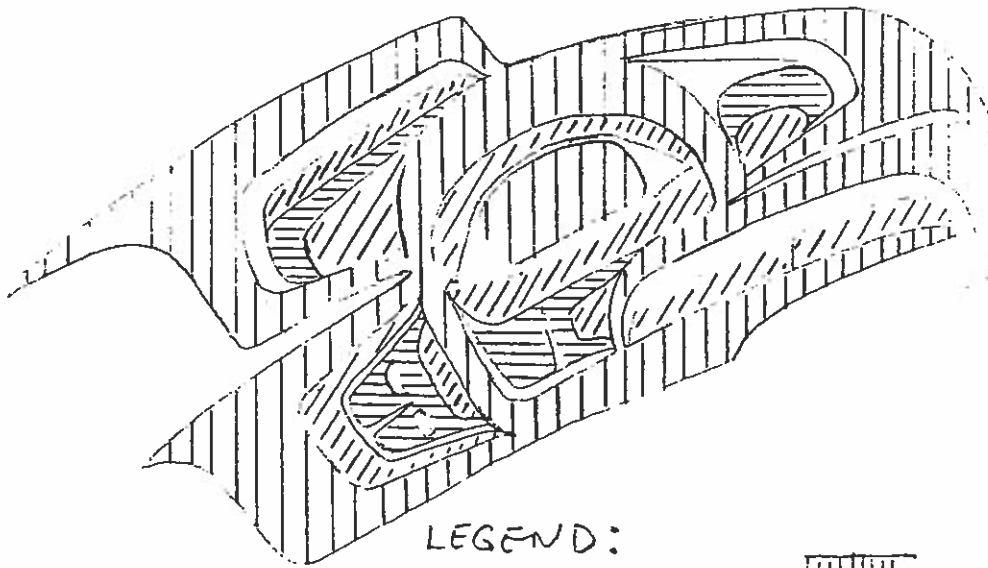
## COLOR AND HOW TO USE THEM

COLOURS: BLACK



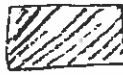
RED

BLUE GREEN

ON TRADITIONAL DESIGN BLACK AND RED ARE INTERCHANGEABLE AS THE PRIMARY COLOR WHILE THE BLUEGREEN REMAINS AS TERTIARY (THIRD). THE PRIMARY IS USED FOR THE MAIN FIGURE, THE SECONDARY FOR THE DESIGN FILLER ELEMENTS, THE TERTIARY (THIRD), IS USED SPARINGLY BETWEEN PRIMARY AND SECONDARY ELEMENTS



LEGEND:

VERTICAL LINES		PRIMARY
HORIZONTAL LINES		SECONDARY
DIAGONAL LINES		TERTIARY

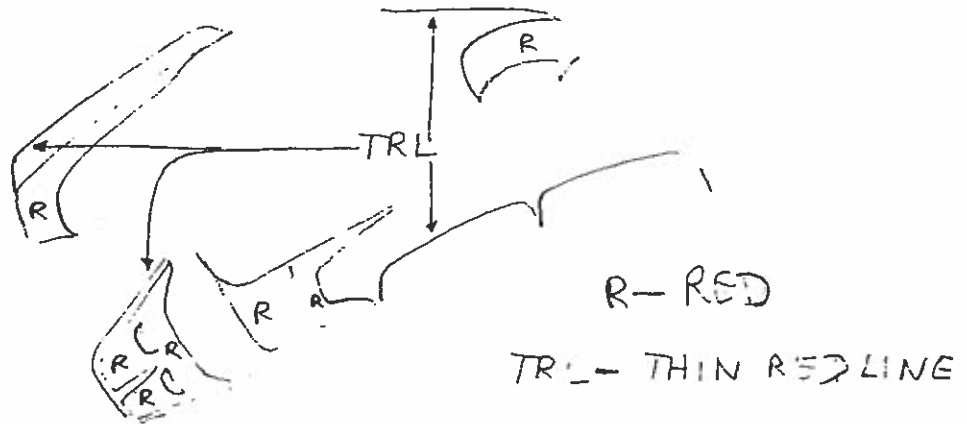
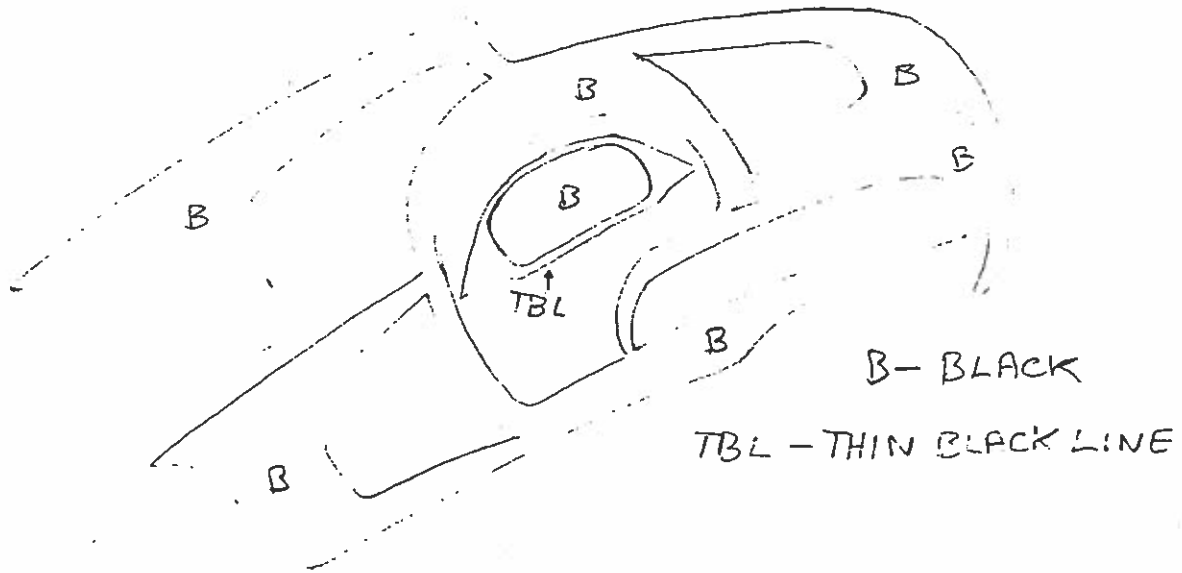
second set of

COLORS AND HOW TO USE THEM  
CONT'D

COLORS:

BLACK, RED, BLUEGREEN

BLACK USED AS PRIMARY



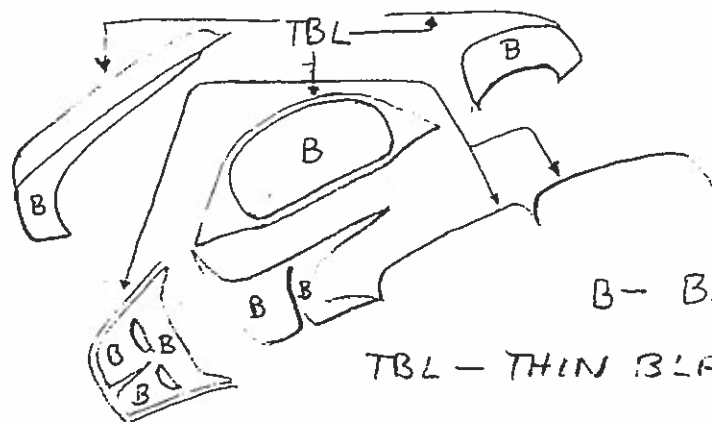
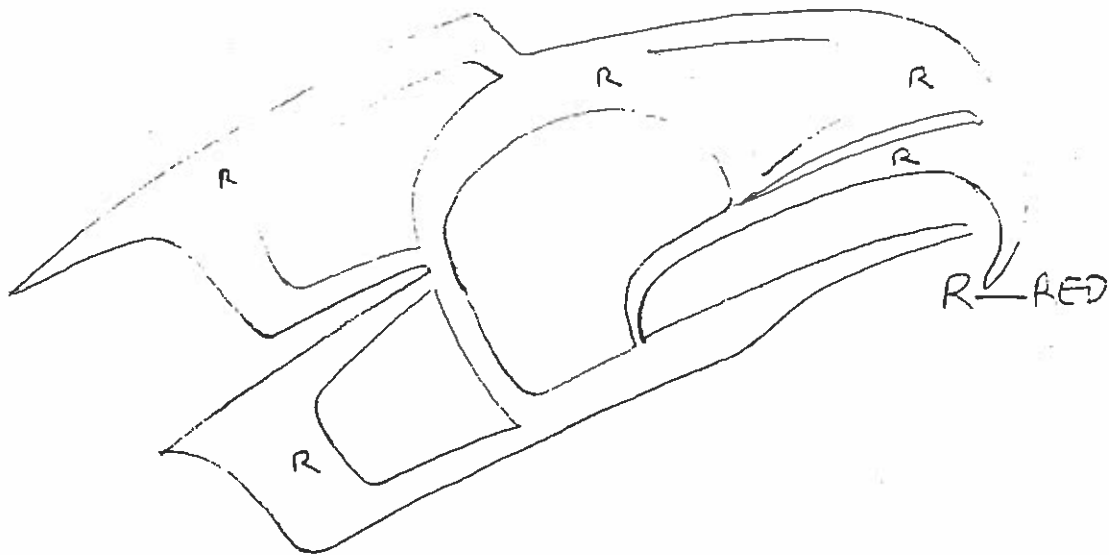
THE SP. ... WILL NOT BE IT'S BLACK OR  
RED DEFINES FEATURES: THE HEAD, WING,  
HEAD, BODY, WING, LEG, ARM

COLOR AND HOW TO USE THEM  
CONT'D

COLOURS:

BLACK, RED, BLUE GREEN

RED AS PRIMARY



B - BLACK

TBL - THIN BLACK LINE

WHEN USING RED AS PRIMARY ALL INNER  
OVIDS REMAIN BLACK. THERE ARE EXCEPTIONS  
BUT THEY ARE FEW AND FAR BETWEEN. THE USE  
OF RED INNER OVIDS WILL BE LEFT TO ARTIST'S  
EXPRESSION, DISCRETION, WHATEVER









